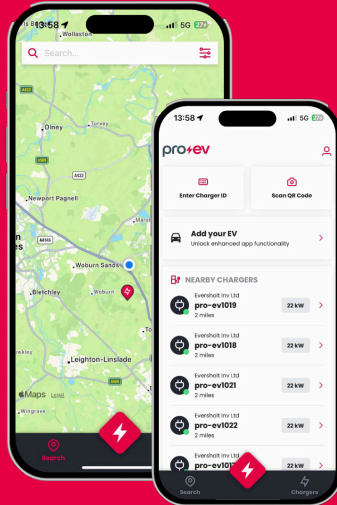


EV Driver App User Guide



pro+ev

Signing in to your account

- From the welcome screen you can Sign In, Create Account or Continue as Guest.

Create an Account

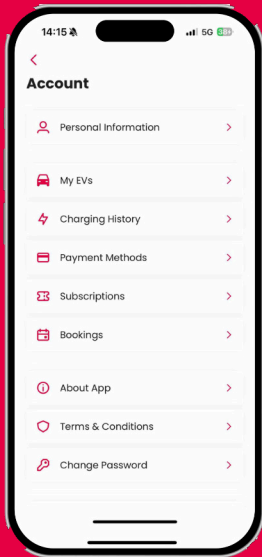
- If you're new to Pro EV create an account to enjoy all the benefits the app has to offer.

Sign In

- You have the option to sign in with email, phone or Single Sign On. Single Sign On is for businesses, who want their staff to be able to sign on with their work email.

Continue as Guest

- Allows you to view charger locations and live status. If you want to charge, please sign up or sign in to start a session.



pro⁺ev

Finding Your Charge Point

How to Find a Charger

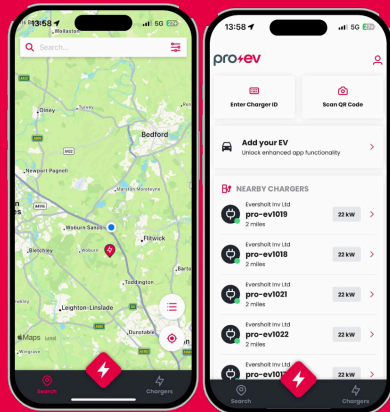
- You can find a charger via the 'search tab' which opens up a map. You can also enter a charger ID or scan a QR code (both found on the sticker located on your chosen charge point). Alternatively, you can go to the chargers screen to find your favourite and recent chargers.

Search Nearby Chargers or Search Map

- You can turn on your location settings or search by location in the search bar within your map screen. Use the filter icon, to search by type of charger, status and connector type.

Navigate to your Chosen Charger

- When you have selected your charger you can navigate to it via your phone's default navigation app when clicking on 'Get Directions'.



Charger Status



pro+ev

Starting Your Charging Session

Starting your Session

- You can scan a QR code, enter the charger ID or choose the connector from the list (the list will be the quickest way if you've used the map first).

Tariff Overview

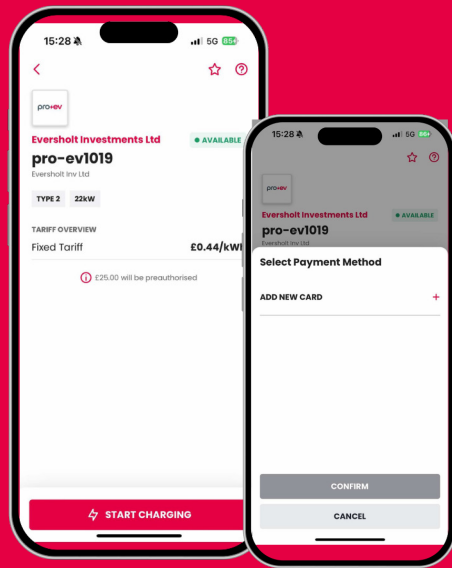
- Here you can view how much your charge will cost per kWh, your connection fee and the pre authorisation amount. Subscriptions could also be available.

Select Payment Method

- Secure payment can be made by Google Pay, Apple Pay or by adding a debit/credit card

Connect your Vehicle

- Connect your vehicle to your chosen charge point via the charging cable.



pro+ev

Ending Your Charging Session

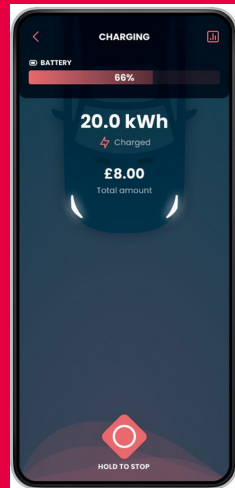
- **Stopping your Session**
- Hold the button down at the bottom of the screen to stop charging. Then disconnect the charging cable from your vehicle.

Review your Charging Session

- Your feedback helps improve the charging experience for other EV drivers.

Do you Need Support?

- Support contact details can be found on the site support tab.



Your Account



Personal Information

View and edit your personal details.



My EVs

View, add, remove and edit your EVs.



Charging History

View your charging history and receipts.



Payment Methods

View, amend and add payment methods.



Subscriptions

View active subscriptions.



Bookings

Locate your existing bookings.

Additional Features



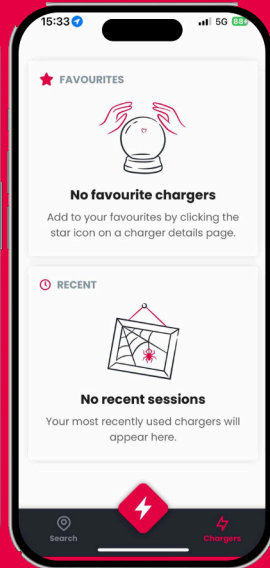
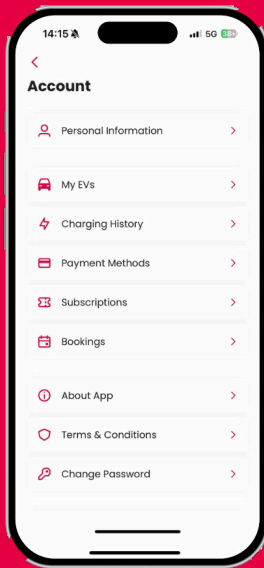
Favourites

Add certain chargers to favourites using the star icon



Email Receipts

Get your charging receipts emailed directly to you.



pro⁺ev